

A M I N I



A M I N I H Y D R A U L I C P U M P S



**PORTABLE
TORQUE POWER**

AMINI



PNEUMATIC HYDRAULIC TORQUE WRENCH PUMP TWO-STAGE PERFORMANCE

GET MAXIMUM PERFORMANCE FROM A MINIMUM WEIGHT HYDRAULIC TORQUE WRENCH PUMP. SET THE PRESSURE AND ACHIEVE THE TORQUE ALMOST ANYWHERE.

TECHNICAL DATA

Reservoir Capacity (gal/litre)
Valve Style
Air Motor Specification
Minimum Air Requirement
Weight (lbs/kg)

AMINI

Reservoir Capacity (gal/litre)	1.4 / 5.3	
Valve Style	Auto Retract	
Air Motor Specification	1.7 HP / 1.3 kW	
Minimum Air Requirement	55 psi @ 35 CFM	
Weight (lbs/kg)	38 / 17	

MAX OIL FLOW

Stage 1 (1000psi / 70bar)
Stage 2 (10,000psi / 700bar)

AMINI

Stage 1 (1000psi / 70bar)	400 cu.in / min	6.6 l / min
Stage 2 (10,000psi / 700bar)	40 cu.in / min	0.6 l / min



DIMENSIONS

Length (in/mm)
Width (in/mm)
Height (in/mm)

AMINI

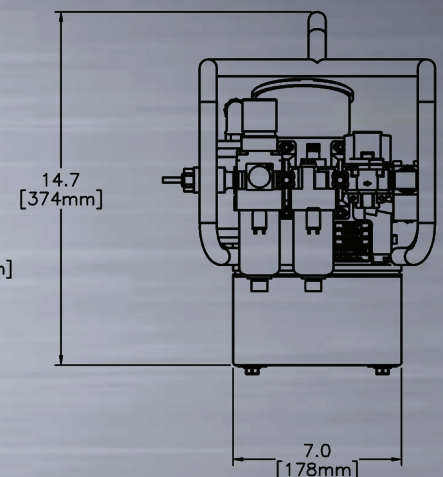
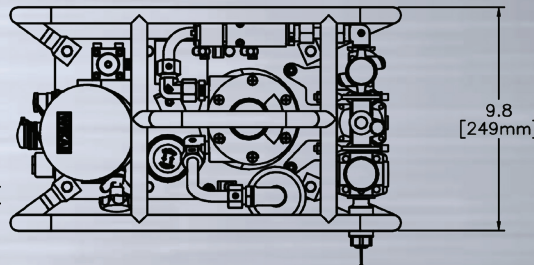
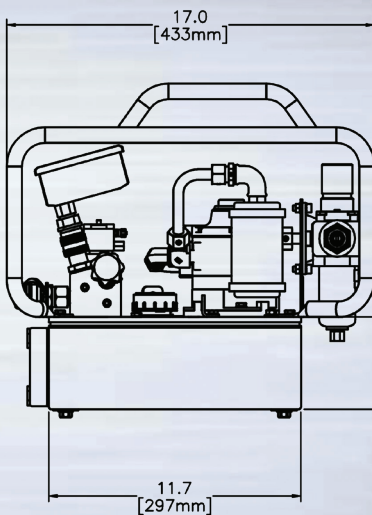
Length (in/mm)	17.0 / 433
Width (in/mm)	9.8 / 249
Height (in/mm)	14.7 / 374

RESERVOIR DIMENSIONS

Length (in/mm)
Width (in/mm)
Height (in/mm)

AMINI

Length (in/mm)	11.7 / 297
Width (in/mm)	7.0 / 178
Height (in/mm)	4.2 / 106



*All AMINI pumps fitted with 15' pendant



TWIN LINE
HYDRAULIC HOSE

* HYDRAULIC HOSE SOLD SEPARATELY

TorcUP Inc. 1025 Conroy Place Easton, PA. 18040 USA 1-888-TorcUP-1 +1 610-250-5800